



LEDALITE

by @signify

Architectural Linear

SyncLine



Performance
that's in sync with
your budget

A sleek design for slim budgets

Aimed at budget driven interiors within educational, healthcare and office spaces, SyncLine provides a clean, modern aesthetic with the performance you expect from Ledalite.





Suspended with Interact sensor

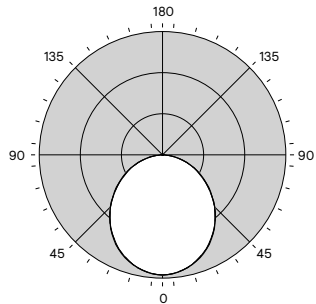
Suspended

Continuous wall mount

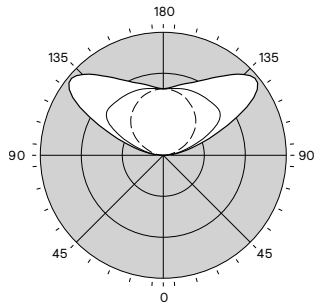
SyncLine offers a broad choice of optical distributions in a compact size with high quality of light and energy efficiency.

Suspended with 10+ symmetric distributions

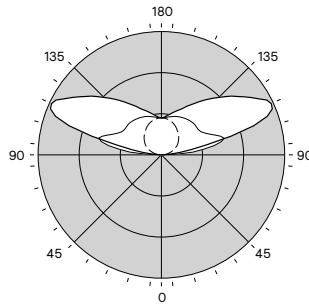
Single circuit, single hemisphere



Acrylic Diffuser
100% Direct



Dust Cover
100% Indirect



Freeform Lens
100% Indirect

Direct hemisphere

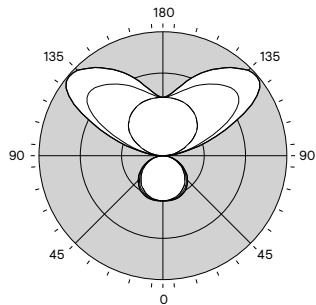
- Uniform lens
- No view of LED

Indirect hemisphere

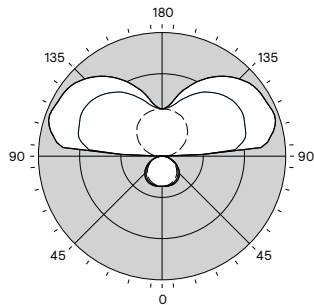
Low peak candela angles provide:

- Excellent ceiling uniformity
- Wide row spacing
- Low power densities

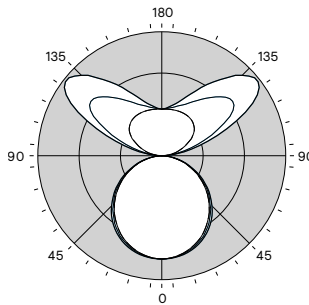
Single circuit, dual hemisphere



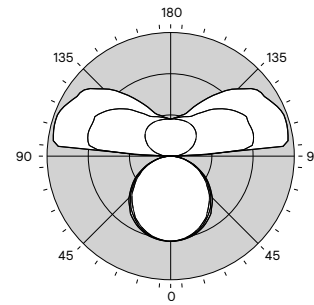
Acrylic Diffuser/Dust Cover
30% Direct/70% Indirect



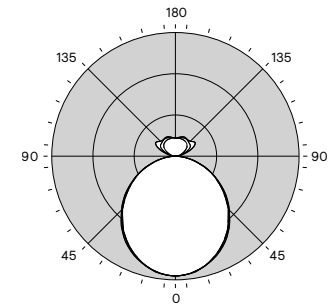
Acrylic Diffuser/Open
20% Direct/80% Indirect



Acrylic Diffuser/Dust Cover
50% Direct/50% Indirect

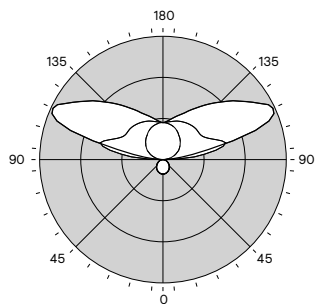


Acrylic Diffuser/Open
40% Direct/60% Indirect

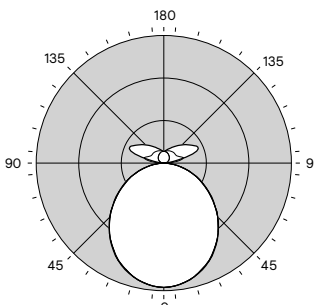


Acrylic Diffuser/Dust Cover
80% Direct/20% Indirect

Dual circuit, dual hemisphere ¹



Acrylic Diffuser/Freeform Lens
1000lm Direct/7000lm Indirect



Acrylic Diffuser/Freeform Lens
4000lm Direct/1000lm Indirect

Dual circuit configurations provide

- Separate lumen selection for each hemisphere
- 1000-4000 lm/4ft Direct in 500 lm steps
- 1000-7000 lm/4ft Indirect in 1000 lm steps

1. Other distributions available

Wall mounted with 10+ asymmetric distributions

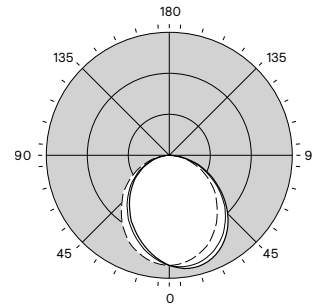
Direct hemisphere

- Uniform lens
- No view of LED

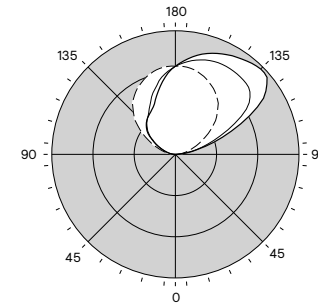
Indirect hemisphere

Low peak candela angles provide:

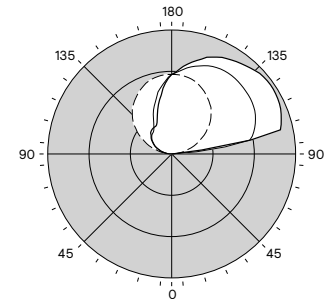
- Excellent ceiling uniformity
- Wide row spacing
- Low power densities



Acrylic Diffuser
100% Direct

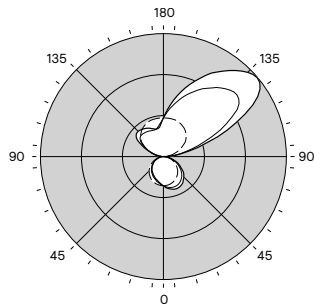


Dust Cover
100% Indirect

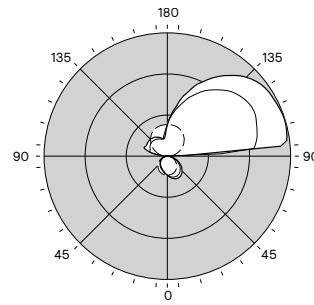


Freeform Lens
100% Indirect

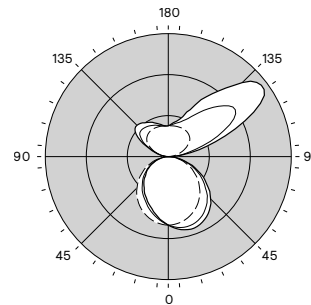
Single circuit, dual hemisphere



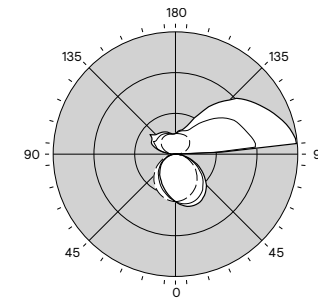
Acrylic Diffuser/Dust Cover
30% Direct/70% Indirect



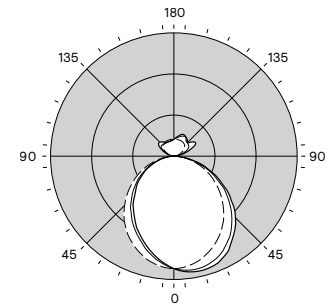
Acrylic Diffuser/Open
20% Direct/80% Indirect



Acrylic Diffuser/Dust Cover
50% Direct/50% Indirect



Acrylic Diffuser/Open
40% Direct/60% Indirect

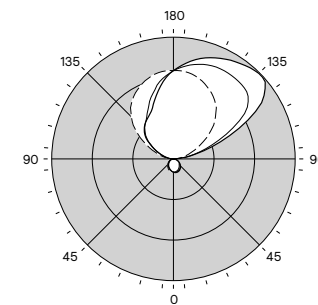


Acrylic Diffuser/Dust Cover
80% Direct/20% Indirect

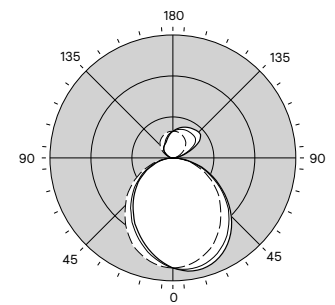
Dual circuit, dual hemisphere¹

Dual circuit configurations provide

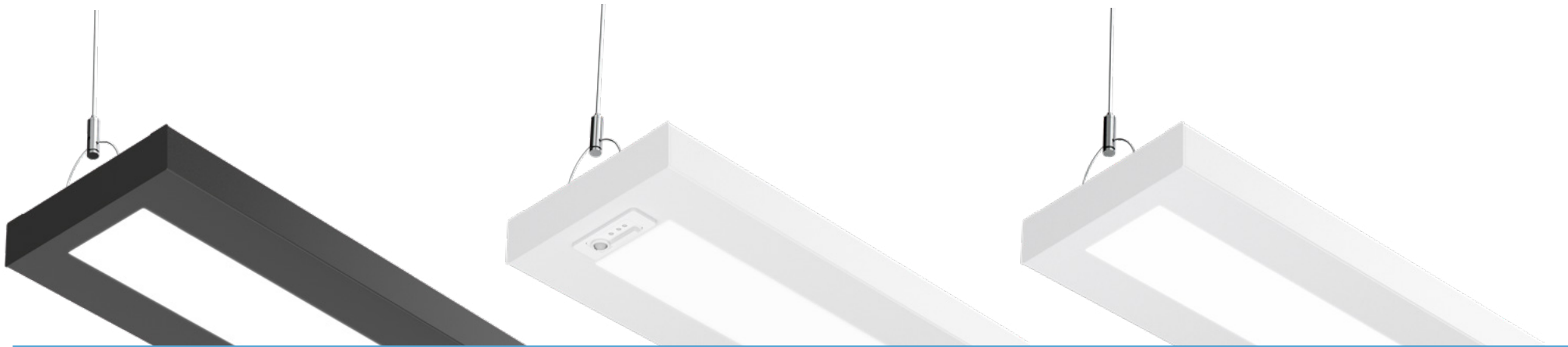
- Separate lumen selection for each hemisphere
- 1000-4000 lm/4ft Direct in 500 lm steps
- 1000-7000 lm/4ft Indirect in 1000 lm steps



Acrylic Diffuser/Freeform Lens
1000lm Direct/7000lm Indirect



Acrylic Diffuser/Freeform Lens
4000lm Direct/1000lm Indirect



Features

- 1 Small housing (6.75" wide x 1.5" high)
- 2 4', 6', 8' lengths + continuous runs for both suspended and wall mount versions
- 3 Efficacy up to 150 lm/W
- 4 Single circuit and dual circuit for independent up/down lighting control
- 5 10+ optical configurations with wide indirect distribution
- 6 AccuRender static and tunable white with CRI 90+ across the CCT range
- 7 Available with BioUp tunable technology that supports health and wellbeing
- 8 Wide choice of controls (Interact, 0-10V, DALI, Lutron)
- 9 Variable mounting – 6 x 1" increments at each end of fixture to avoid ceiling obstructions
- 10 Design ready, 10-day QuickShip on many configurations



Circadian lighting

Lighting has a profound effect on people. The reason is simple: light is the most powerful regulator of the circadian rhythm. Light has a visual impact (that helps us see well), a biological impact (that helps us perform well), and emotional benefits (that help us feel well). The combination of these elements is essential for wellbeing and the foundation for circadian lighting.

SyncLine luminaires can contribute to the **WELL Building Standard™ version 2 (WELL v2™)**

SyncLine and Well v2 Lighting Concept

- ✓ Light exposure and education (precondition)
- ✓ Visual lighting design (precondition)
- ✓ Circadian lighting design (Max: 3 pts)
- ✓ Glare control (Max: 3 pts)
- ✓ Enhanced daylight access (Max: 3 pts)
- ✓ Visual balance (Max: 1 pt)
- ✓ Electric light quality (Max: 2 pts)
- ✓ Occupant control of lighting environments

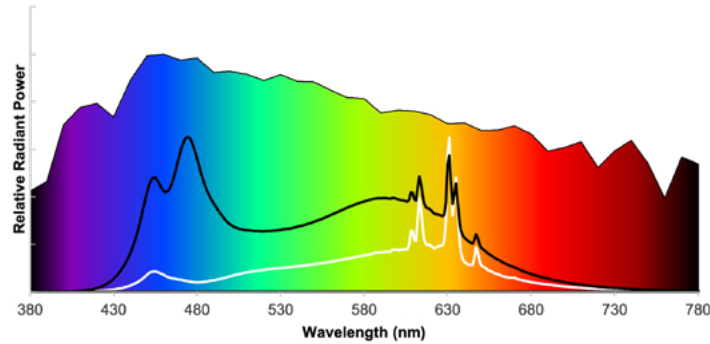
Max: 12 points may be earned in the Light concept

- Preconditions (L01, L02) are mandatory for certification
- Optimizations (L03 – L09) are optional pathways to achievement in WELL
- SyncLine's combination of spectral tuning and optical control contribute to L02, L03, L04, L07, and L08
- Also contributes to L09 when using control options



Innovative technologies to support wellbeing

BioUp



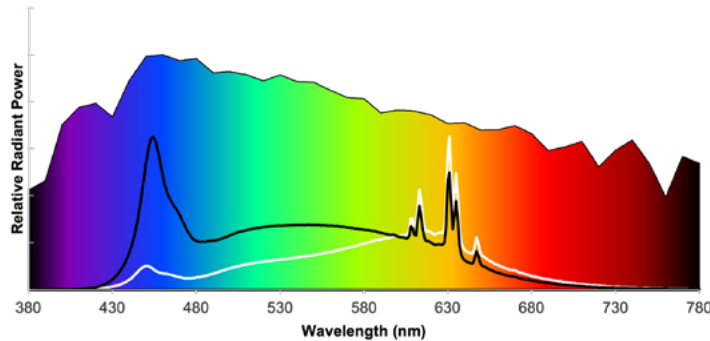
— 2700K — 5000K — D65

Take tunable white to the next level by enhancing the LED spectrum with cyan light to produce higher melanopic light levels (42% higher than standard LED luminaires³), helping to provide the biological benefits of natural daylight indoors.

Primary use cases: education, healthcare, offices, gyms, call centers

	2700K	3000K	3500K	4000K	5000K
CRI ¹	94	91	88	86	82
MDER ²	0.44	0.59	0.72	0.82	0.97

AccuRender TW



— 2700K — 6500K — D65

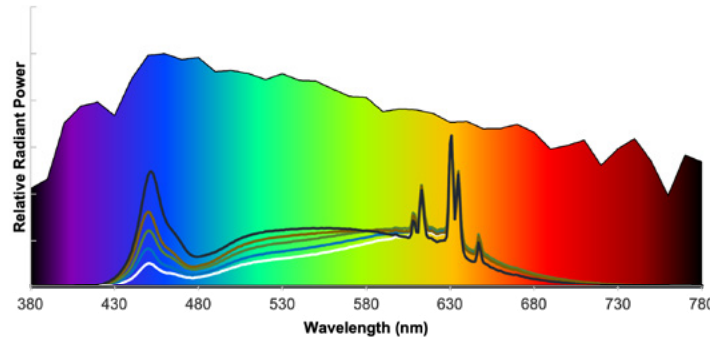
Through a combination of light quality, color and intensity, AccuRender tunable white helps create environments that can be tailored to the needs of the space and its occupants, while maintaining high CRI 90+ throughout the broad CCT range.

Primary use cases: retail, hospitality, museums

Secondary use cases: healthcare, offices, education

	2700K	3000K	3500K	4000K	5000K	6500K
CRI ¹	94	94	95	95	94	92

AccuRender static



— 2700K — 5000K — D65

Ensure colors are rendered more accurately and consistently, while doing so efficiently, providing high CRI 90+ on a selection of static color temperatures.

Primary use cases: retail, hospitality, museums

Secondary use cases: healthcare, offices, education

	2700K	3000K	3500K	4000K	5000K
CRI ¹	94	93	93	93	93

1. Color Rendering Index (CRI) is calculated in accordance with CIE 013.3-1995.

2. Melanopic Daylight Efficacy Ratio (MDER) is the measure for "spectral melanopic efficiency" as defined in CIE S 026-2018.

3. https://www.lighting.philips.com/api/assets/v1/file/Signify/content/889ffc54ae294dca9d51ad36006dc9b1/Brochure_melanopic_light_Philips_BioUp_technology.pdf

See the difference with AccuRender, now in static and tunable white

AccuRender technology, offered in static or tunable white, provides precise color consistency and high efficacy across multiple lumen packages and lighting distributions in the SyncLine luminaire family.



Promote savings

High efficacy with no penalty:

Helps meet Title 24



Enjoy design flexibility

Full range of products and options:

Multiple CCTs in both static and tunable white options



Achieve color balance

High color consistency:

Optimal color binning promotes aesthetic harmony



Bolster wellbeing

Helps support Circadian Rhythm¹:

Can contribute to WELL v2™



Contribute to productivity

Supports daytime vitality² and alertness³:

May positively influence work engagement by helping make the environment more attractive



Show your true colors

High CRI 90+:

Render more vibrant color tones

AccuRender

Best color rendering, color preference, and high efficacy



Standard CRI 90

Better color rendering and low efficacy



Standard CRI 80

Good color rendering and high efficacy



1. Czeisler, 1999; Dijk & Archer, 2009; Lucas 2012, 2019

2. Partonen 2000

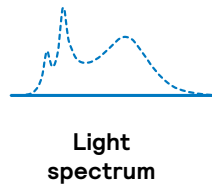
3. Viola 2008, Smolders 2012; Geerdink 2017

BioUp is a spectrally tunable technology allowing for minute adjustments to certain wavelengths in the LED light spectrum. By enhancing the LED spectrum with cyan light, BioUp supports the biological impact without changing the visual color or intensity of the light.

BioUp achieves a high Melanopic Daylight Efficacy Ratio (MDER) value at broad CCT levels while maintaining high efficacy with a dynamic MDER value up to 0.97 at 5000K. This produces a spectral content close to that of natural daylight designed to deliver melanopic benefits to people indoors with limited exposure to natural light.

What is melanopic light? ²

Melanopic light is the part of biological light which plays a major role in synchronizing the internal body clock in line with non-visual effects of light. When you properly design melanopic lighting in your building it can bring the benefits of natural daylight indoors, supporting visual comfort, wellbeing and performance. Melanopic light has a direct relation with:

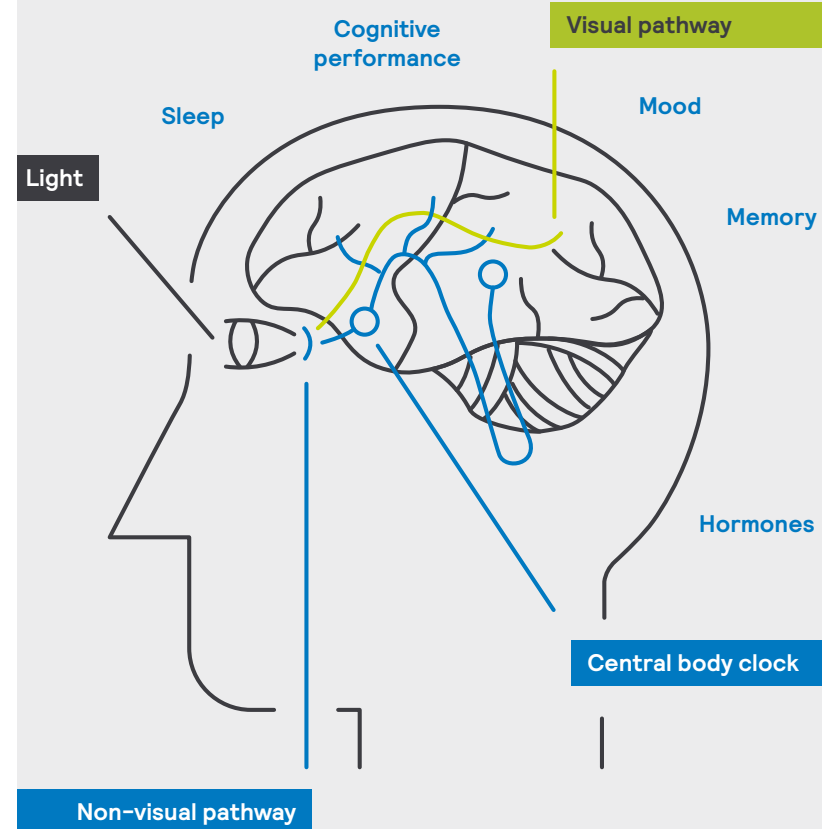


Highlights

- Supports daytime circadian rhythm for engagement during the day while allowing good sleep quality at night
- Can contribute towards WELL v2 Circadian Lighting Design points by achieving 250 lux M-EDI (D65) at eye level for a period of at least four hours per day
- Dynamic, 480 nm, cyan-enhanced CCT range throughout the day
- Broad CCT range (2700K – 5000K)
- CRI of 82-94 throughout the range
- R9 value of 62-76 throughout the range
- Wired and wireless control options: Interact, 0-10V, DALI, Lutron

How does it work? ¹

Recently discovered photoreceptors in the human eye – photosensitive retinal ganglion cells or ipRGCs – contain melanopsin, which is highly sensitive to the blue wavelength. When melanopsin is stimulated by light, the ipRGCs send a signal to the body's internal clock, subsequently ensuring that our bodies are synchronized to the 24-hour day-night cycle supporting daytime engagement and sound sleep patterns.



1. <https://www.assets.signify.com/is/content/Signify/Assets/philips-lighting/global/20220826-the-power-of-healthy-day-time-lighting-white-paper.pdf>

2. <https://www.assets.signify.com/is/content/Signify/Assets/philips-lighting/global/20210520-brochure-melanopic-light.pdf>

It's all about control

interact

Make the leap from smart lighting to super smart lighting

Connectivity is the future and key to unlocking your smart building potential. Help boost your energy savings, reach your sustainability targets, and enhance occupancy comfort levels immediately. Interact is a connected system with wireless luminaire level controls and integral occupancy & daylight sensing.

Interact is a scalable system

- Interact offers three tiered functionality (Foundation → Advanced → Enterprise) to seamlessly align with your needs.
- The sensor works in the Foundation mode when configured without a gateway or in Advanced or Enterprise mode if a compatible gateway is used.
- Interact includes an App, a portal and a broad portfolio of wireless luminaires, lamps and retrofit kits all working on the same system.
- Future proof your design and lay the right foundation.
- Just add a gateway anytime and unlock more capabilities, no need to change or swap sensors.
- Get a complete view of Interact and compatible products at: interact-lighting.com/interactproscalablesystem



Enjoy the benefits of lighting for wellbeing with:




Ledalite luminaires

Create ideal environments with Ledalite luminaires that offer AccuRender tunable white or BioUp, a tunable, cyan-enhanced lighting spectrum.



Pre-configured scenes

Let people choose the lighting that best suits their needs from pre-configured scenes – at the switch of a button or via an app on their phone.

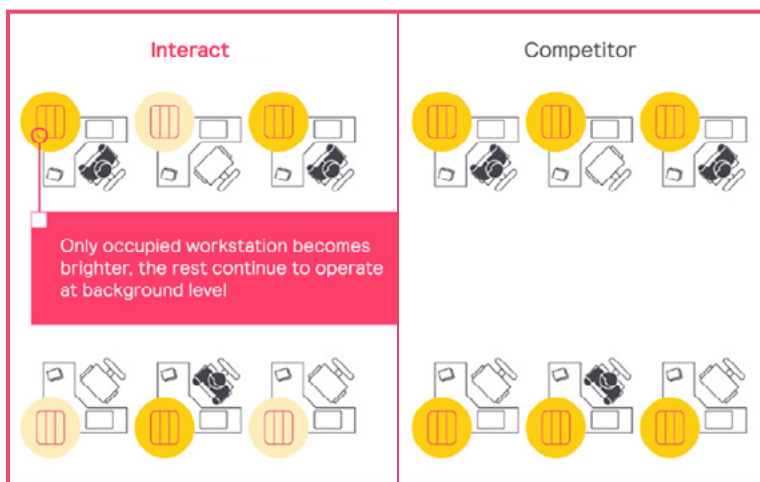


Sensors & automations

Set schedules or automate lighting through sensors to create a more dynamic environment that can have a positive impact on people's circadian rhythms.

How are super savings delivered?

Adaptive dimming & dwell time features enable the system to adapt to occupancy patterns in real time – delivering deep energy savings while maintaining occupancy comfort levels.



Adaptive Dimming

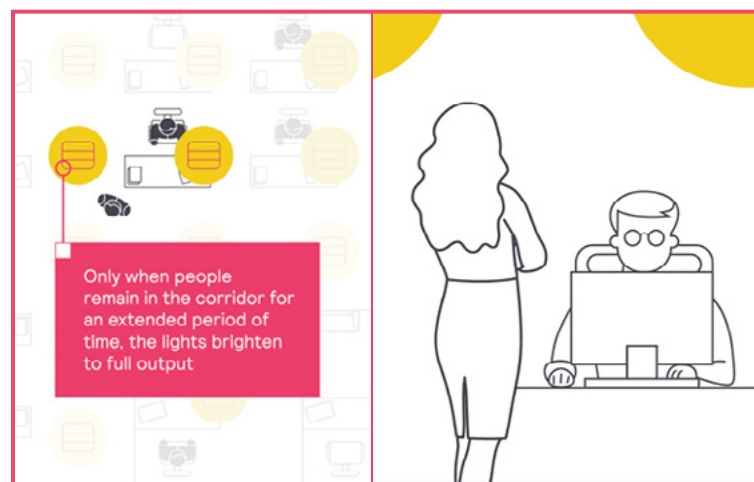
[click image to view video](#)

Note: SyncLine luminaires are also available with the following drivers: 0-10V 1% and 10% dim, DALI 5% dim, Lutron EcoSystem 1% dim, Xitanium Sensor Ready 1% dim, and are compatible with many 3rd party controls on request.



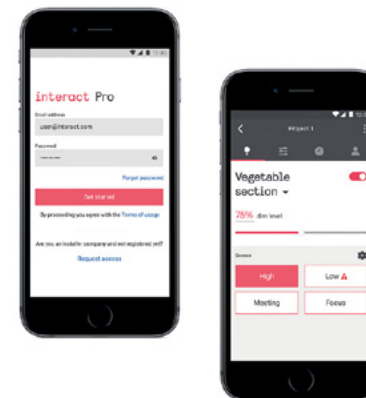
Up to 75%
Savings w/o
gateways¹

Get even
more savings
by adding gateways



Dwell Time

[click image to view video](#)



1. Based on installation in the GSA-operated Metcalfe Federal Building located in Chicago, Illinois. This project was installed under the GSA Green Proving Ground Program. <https://www.assets.signify.com/is/content/Signify/Assets/philips-lighting/united-states/20201013-gpg-findings-integrated-with-alc.pdf>.



Design ready

As the complexity of your projects skyrockets, faster delivery becomes increasingly important.

The Ledalite 10-day QuickShip program includes all of our high performance and award-winning LED linear, recessed, surface, and slot luminaire families, including several **SyncLine** configurations.



[Click or scan here](#)
to view Design ready
brochure



by  **signify**



Design ready

10-day QuickShip

