




Architectural Linear





















Suspended, Surface, and Wall

Product Selection Guide

Explore Ledalite's comprehensive offering of award winning families and inspiring lighting solutions. Ledalite innovations support design flexibility, allowing specifiers to create their unique vision without compromise.

Reference	
★ ★ ★	High applicability
★ ★	Medium applicability
★	Low applicability
-	Non-applicable



		Good	Good	Good	Better	Better	Better	Better	Better	Best	Best
Applications	Model	SyncLine	FloatPlane	Sona	Jump	Sync	Verge	ChopStick	BoldPlay	ModiFly	EyeLine
	Education	★ ★ ★	★ ★ ★	★ ★ ★	★ ★ ★	★ ★ ★	★ ★ ★	★ ★ ★	★ ★ ★	★ ★ ★	★ ★ ★
	Office	★ ★ ★	★ ★ ★	★ ★ ★	★ ★ ★	★ ★ ★	★ ★ ★	★ ★ ★	★ ★ ★	★ ★ ★	★ ★ ★
	Healthcare	★ ★ ★	★ ★ ★	★ ★ ★	★ ★ ★	★ ★ ★	★ ★ ★	★ ★ ★	★ ★ ★	★ ★ ★	★ ★ ★
	Fashion and Retail	★ ★ ★	★ ★ ★	★ ★ ★	★ ★ ★	★ ★ ★	★ ★ ★	★ ★ ★	★ ★ ★	★ ★ ★	★ ★ ★
Features and Specifications	Design ready, 10 Day QuickShip	Design ready - QuickShip Guide	Design ready - QuickShip Guide	Design ready - QuickShip Guide	Design ready - QuickShip Guide	Design ready - QuickShip Guide	Design ready - QuickShip Guide	Design ready - QuickShip Guide	Design ready - QuickShip Guide	Design ready - QuickShip Guide	Design ready - QuickShip Guide
	Standalone Sizes*	4', 6', 8'	4', 6', 8'	4', 8'	4', 8'	4', 8'	4', 8'	4', 6', 8'	4', 8'	2', 3', 4', 5', 6', 8'	4'
	Continuous Run Increments	2'	2'	4'	4'	4'	4'	2'	4'	1'	4'
	Watts (Max/4ft)	91.4	65.5	63.7	45.8	56.9	56.9	57.8	56.9	35.4	53.4
	lm/W (Max/4ft)	151.7	146.9	150.7	120.6	124.1	124.1	124.7	124.1	140.3	124.9
	Lumens (Max/4ft)	11000	7602	8410	5012	6636	6636	6697	6636	4438	6498
	Lumen Maintenance L80 (10k) > 60,000h	✓	✓	✓	✓	✓	✓	✓	✓	✓	✓
	Optics	Acrylic diffuser	Acrylic diffuser w/optional Down Kits	Acrylic diffuser/Louvers	Symmetric & Asymmetric	Micro-structured light guide w/MesoOptics	Micro-structured light guide w/MesoOptics	Micro-structured light guide w/MesoOptics	Micro-structured light guide w/MesoOptics	Micro-structured light guide	Micro-structured light guide
	Lens	Fully luminous Silk lens	Fully luminous Silk lens	Fully luminous Silk lens or White louver	Ribbed MesoOptics DX Lens	Fully luminous MesoOptics lens	Fully luminous MesoOptics lens	Fully luminous MesoOptics lens	Fully luminous MesoOptics lens	Fully luminous light guide panel	Fully luminous MesoOptics lens
	Spacing ratio	Up to 1.28/1.43	1.28/1.26	1.25/1.28	1.12/1.56	1.62/1.79	1.62/1.79	-	1.62/1.79	1.49/1.18	1.29/1.54
	CCT	Static: 2700, 3000, 3500, 4000, 5000K Tunable White: 2700-6500K BioUp: 2700-5000K	Static: 2700, 3000, 3500, 4000, 5000K Tunable White: 2700-6500K BioUp: 2700-5000K	Static: 2700, 3000, 3500, 4000, 5000K Tunable White: 2700-6500K BioUp: 2700-5000K	Static: 2700, 3000, 3500, 4000, 5000K Tunable White: 2700-6500K BioUp: 2700-5000K	Static: 2700, 3000, 3500, 4000, 5000K Tunable White: 2700-6500K BioUp: 2700-5000K	Static: 2700, 3000, 3500, 4000, 5000K Tunable White: 2700-6500K BioUp: 2700-5000K	Static: 2700, 3000, 3500, 4000, 5000K Tunable White: 2700-6500K BioUp: 2700-5000K	Static: 2700, 3000, 3500, 4000, 5000K Tunable White: 2700-6500K BioUp: 2700-5000K	Static: 2700, 3000, 3500, 4000, 5000K Tunable White: 2700-6500K BioUp: 2700-5000K	Static: 2700, 3000, 3500, 4000, 5000K Tunable White: 2700-6500K BioUp: 2700-5000K
	CRI	Static White: ≥90 (AccuRender) Tunable White: ≥90 (AccuRender) BioUp: 80-90+	Static: ≥90 (AccuRender) Tunable White: ≥80	Static: ≥90 (AccuRender) Tunable White: ≥80	Static: ≥90 (AccuRender) Tunable White: ≥80	Static: ≥90 (AccuRender) Tunable White: ≥80	Static: ≥90 (AccuRender) Tunable White: ≥80	Static: ≥90 (AccuRender) Tunable White: ≥80	Static: ≥90 (AccuRender) Tunable White: ≥80	Static: ≥90 (AccuRender) Tunable White: ≥80	Static: ≥90 (AccuRender) Tunable White: ≥80
	MDER: 0.97 w/BioUp @5000K 0.83 w/AccuRender @5000K	✓	✓	✓	✓	✓	✓	✓	✓	✓	✓
	Mounting Types	Wall mount or suspended via aircraft cable & tamper-resistant gripper from flat or sloped Drywall, Open Structure or T-Grid ceilings. Standard canopy finish is white. Canopy types 1 & 3 can be finished to match fixture color.	Wall mount or suspended via aircraft cable & tamper-resistant gripper from flat or sloped Drywall, Open Structure or T-Grid ceilings. Standard canopy finish is white. Canopy types 1 & 3 can be finished to match fixture color.	Wall mount or suspended with variable sling mount aircraft cable & tamper-resistant gripper from flat or sloped Drywall, Open Structure or T-Grid ceilings. Standard canopy finish is white. Canopy types 1 & 3 can be finished to match fixture color.	Wall mount or suspended with variable mount aircraft cable & tamper-resistant gripper from flat or sloped Drywall, Open Structure or T-Grid ceilings. Standard canopy finish is white. Canopy types 1 & 3 can be finished to match fixture color.	Wall mount or suspended via aircraft cable & tamper-resistant gripper from flat or sloped Drywall, Open Structure or T-Grid ceilings. Standard canopy finish is white. Canopy types 1 & 3 can be finished to match fixture color.	Wall mount or suspended via aircraft cable & tamper-resistant gripper from flat or sloped Drywall, Open Structure or T-Grid ceilings. Standard canopy finish is white. Canopy types 1 & 3 can be finished to match fixture color.	Wall mount or suspended via aircraft cable & tamper-resistant gripper from flat or sloped Drywall, Open Structure or T-Grid ceilings. Standard canopy finish is white. Canopy types 1 & 3 can be finished to match fixture color.	Wall mount or suspended via aircraft cable & tamper-resistant gripper from flat or sloped Drywall, Open Structure or T-Grid ceilings. Standard canopy finish is white. Canopy types 1 & 3 can be finished to match fixture color.	Wall mount or suspended via aircraft cable & tamper-resistant gripper from flat or sloped Drywall, Open Structure or T-Grid ceilings. Standard canopy finish is white. Canopy types 1 & 3 can be finished to match fixture color.	Wall mount or suspended via aircraft cable & tamper-resistant gripper from flat or sloped Drywall, Open Structure or T-Grid ceilings. Standard canopy finish is white. Canopy types 1 & 3 can be finished to match fixture color.
	Related families	Suspended and wall	Suspended and wall	Suspended and wall	Suspended and wall	Suspended and wall	Suspended and wall	Suspended and wall	Suspended and wall	Suspended and wall	Suspended and wall
	Suspension lengths up to 240"	✓	✓	✓	✓	✓	✓	✓	✓	✓	✓
	Straight runs and/or patterns possible	Straight runs	Straight runs	Straight runs	Straight runs	Straight runs	Straight runs	Straight runs	Straight runs	Straight runs & (wall to suspended) Patterns	Straight runs & Patterns
	Finish: standard and custom colors	✓	✓	✓	✓	✓	✓	✓	✓	✓	✓
	Factory: Prewired with Self aligning quick connect	✓	✓	✓	✓	✓	✓	✓	✓	✓	✓
	Emergency	Available with factory installed UL924 certified Emergency circuit, Battery pack, Generator transfer device or Sensor bypass relay with power sensing or power interrupt detection.	Available with factory installed UL924 certified Emergency circuit, Battery pack, Generator transfer device or Sensor bypass relay with power sensing or power interrupt detection.	Available with factory installed UL924 certified Emergency circuit, Battery pack, Generator transfer device or Sensor bypass relay with power sensing or power interrupt detection.	Available with factory installed UL924 certified Emergency circuit, Battery pack, Generator transfer device or Sensor bypass relay with power sensing or power interrupt detection.	Available with factory installed UL924 certified Emergency circuit, Battery pack, Generator transfer device or Sensor bypass relay with power sensing or power interrupt detection.	Available with factory installed UL924 certified Emergency circuit, Battery pack, Generator transfer device or Sensor bypass relay with power sensing or power interrupt detection.	Available with factory installed UL924 certified Emergency circuit, Battery pack, Generator transfer device or Sensor bypass relay with power sensing or power interrupt detection.	Available with factory installed UL924 certified Emergency circuit, Battery pack, Generator transfer device or Sensor bypass relay with power sensing or power interrupt detection.	Available with factory installed UL924 certified Emergency circuit, Battery pack, Generator transfer device or Sensor bypass relay with power sensing or power interrupt detection.	Available with factory installed UL924 certified Emergency circuit, Battery pack, Generator transfer device or Sensor bypass relay with power sensing or power interrupt detection.
Drivers*	UL Dry & Damp location rating	✓	✓	✓	✓	✓	✓	✓	✓	✓	✓
	Advance Xitanium 0-10V (1% Dim)	✓ (Also available in 10% dim)	✓	✓	✓	✓	✓	✓	✓	✓	✓
	Advance Xitanium DALI (5% Dim)	✓	✓	✓*	✓*	✓*	✓*	✓*	✓	✓	✓
	Lutron EcoSystem LDE1 (<1% Dim, Fade-to-Black)	✓	✓	✓*	✓*	✓*	✓*	✓*	✓*	✓	✓
	Advance Sensor Ready (1% Dim)	✓	✓	✓	✓*	✓*	✓*	✓*	✓	✓	✓
Systems/Controls*	PoE	✓	✓	✓	✓*	✓*	✓*	✓*	✓	✓	✓*
	Sensor location	✓ (Integral)	✓ (Integral)	✓ (Integral)	✓ (Remote or Integral)	✓ (Integral)	✓ (Integral)	✓ (Integral)	✓ (Integral)	✓ (Integral)	✓ (Remote)
	Interact Pro Wireless Radio (RA)	✓	✓	✓	✓*	✓*	✓*	✓*	✓	✓	✓
	Interact Pro Foundation/Advanced Wireless (CS)	✓	✓	✓	✓*	✓*	✓*	✓*	✓	✓	✓
	Interact Pro Enterprise Wireless Sensor Bundle (SB)	✓	✓	✓*	✓*	✓*	✓*	✓*	✓*	✓*	✓*
	Interact Office Wired (IO)	✓	✓	✓	✓*	✓*	✓*	✓*	✓	✓*	✓*
	Interact Office Advanced Wired Sensor Bundle (SB)	✓	✓	✓*	✓*	✓*	✓*	✓*	✓*	✓*	✓*
	DLC	Standard and Premium	V5.1	V5.1 Pending	-	-	-	-	V5.1 Pending	V5.1 Pending	-
Spec Sheet		Suspended Wall  	Suspended Wall  	Suspended Wall  	Suspended/Surface Wall/Cantilever  	Suspended Wall  	Suspended Wall  	Suspended Wall  	Suspended Wall  	Suspended Wall  	Suspended Wall  

*Custom options available on request, please enquire with Ledalite.